

AUGUST 20, 2020



REDRAWING CALIFORNIA'S POLITICAL LINES:

*Latino Representation In the California Citizens
Redistricting Commission Application Process*

Nick Gonzalez and Diana Garcia



EXECUTIVE SUMMARY

Every ten years, the California Citizens Redistricting Commission (CCRC) redraws the jurisdictional boundaries for Congressional, State Senate, State Assembly, and State Board of Equalization districts. The Voters FIRST Act (Act) requires the 14 commission members to be selected based on three key qualifications: their analytical skills, their ability to be impartial, and their appreciation for California's diverse demographics and geography. [1] This fact sheet compares the Latino representation among commissioners of the 2020 CCRC and the 2010 CCRC to identify the magnitude of Latino underrepresentation compared to how Latinos fared in the 2010 CCRC selection process and present other disparities relating to geographic representation. [2]

We show three findings that point to the underrepresentation of Latinos in the CCRC. First, even though Latinos make up 39% of California's population, only 28.6% or 4 of the 14 Commissioners are Latinos. Second, Latinos were the only racial or ethnic group underrepresented at every stage of the 2020 CCRC selection process. [3] Last, despite increasing their representation in the CCRC from 21.4% in 2010 to 28.6% in 2020, Latinos remain underrepresented relative to their share of the state's population.

METHODOLOGY

This analysis integrates data from the California Citizens Redistricting Commission's application website and the U.S. Census. [4] This fact sheet analyzes the racial/ethnic share of applicants throughout the 2020 CCRC application process [5] concerning these four demographic groups: non-Hispanic whites [6], Latinos [7], Asian Americans [8], and Blacks [9]. This fact sheet uses data from the American Community Survey's 2018 5-Year Estimates for population distribution across California's 58 counties, and the racial and ethnic population estimates for the four racial and ethnic groups described above. [10]

FINDING 1: EVEN THOUGH LATINOS MAKE UP 39% OF CALIFORNIA'S POPULATION, ONLY 28.6% OR 4 OF THE 14 COMMISSIONERS ARE LATINOS

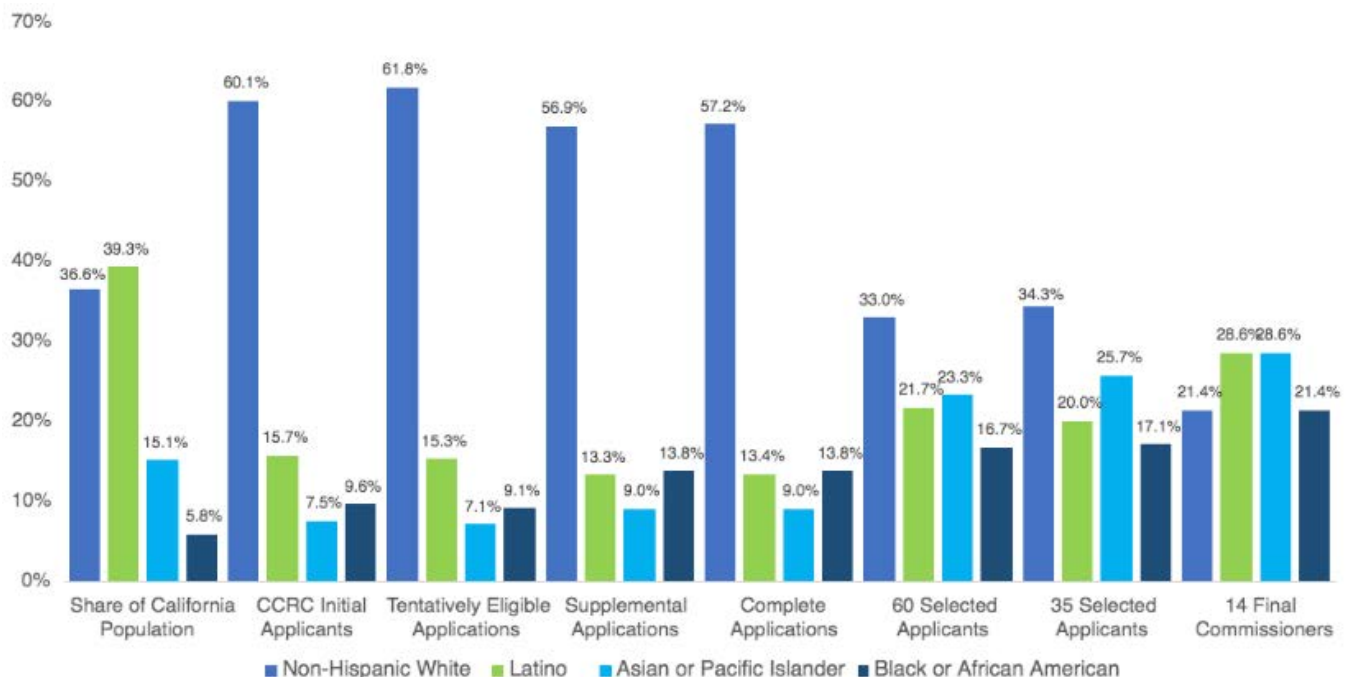
FINDING 2: LATINOS ARE THE ONLY RACIAL OR ETHNIC GROUP TO REMAIN UNDERREPRESENTED THROUGHOUT THE 2020 CCRC APPLICATION PROCESS

Figure 1 illustrates that at every stage of the 2020 CCRC application process, Latinos are the only racial or ethnic group to remain consistently underrepresented. Latinos make up 39.3% of the population in California. Among initial applicants, Latinos made up only 15.7% representing a 23.6 percentage point deficit compared to their share of the state population. In comparison, non-Hispanic whites make up 36.6% of the state's population, yet they represented 60.1% of initial applicants.

This is a 23.5 percentage point surplus compared to their share of the state population. Over the course of the CCRC application process, Latinos' share of applicants ranged from a low of 13.3% (supplemental applications) to a high of 28.6% (final 14 Commissioners). In comparison, non-Hispanic whites' share of the CCRC applicant pool ranged from a high of 61.8% (tentatively eligible applicants) to a low of 21.4% (final 14 Commissioners).




FIGURE 1. RACIAL AND ETHNIC GROUP REPRESENTATION IN PERCENTAGES ACROSS CCRC 2020 POOL



Source: 2020 Citizens Redistricting Commission Applicant Statistics, UCLA Latino Policy & Politics Initiative

FINDING 3: LATINOS INCREASED THEIR REPRESENTATION IN THE CCRC BETWEEN 2010 AND 2020 BUT REMAINED UNDERREPRESENTED RELATIVE TO THEIR SHARE OF THE STATE'S POPULATION.

Despite holding an even greater share of the state population with 39% in 2020, Latinos in California did not fare much better over the course of the 2020 CCRC selection process compared to 2010 when they constituted 37.6% of the state population. In 2010, 11% of initial applicants were Latino. Latino representation rose throughout the process, reaching 28.3% in the second-to-last round of 60 final applicants [11], and Latinos ended up constituting 21.4% or 3 out of the 14 final Commissioners on the CCRC. [12] Meanwhile, Latinos in 2020 started the CCRC by making up 15.7% of initial applicants, saw their representation rise slightly to make up 21.7% or 13 out of the 60 final applicants, and now end up constituting just 28.6% or 4 out of the 14 Commissioners on the 2020 CCRC.



CONCLUSION

The continued underrepresentation of California's plurality population in the redistricting commission applicant pool warrants the attention of the state legislature as it assesses the outcomes of the 2020 selection process for fair and accurate representation.

Three key policy recommendations to improve the CCRC's reach to California's Latino community:

- Implement a check and balance system that helps address the state's plurality, ensure said system is race-conscious and takes into mind the critical need for equitable racial and ethnic representation.
- Evaluate the 2020 outreach approach and implement a more targeted and segmented outreach front as an effort to increase the number of Latino applicants. Consider partnering with local civic organizations (especially those in central and rural California) to craft culturally and linguistically relevant campaigns focused on targeting Latino candidates through social media and offline initiatives.
- Reassess the legislative striking system and create a more transparent process.

Without proportionate representation for Latinos on this commission, California cannot fulfill the promise of its most fundamental right of equal political participation. The way jurisdictions are drawn by the Commission will have implications on the balance of power for the next decade to come. Latinos should not be gerrymandered out of power in a state where they constitute the plurality population. Instead, they should be given appropriate representation at the table to help create boundaries that accurately reflect the character of our state's communities.

ENDNOTES

[1] See Appendix I for an overview of the CCRC application process. The final CCRC membership includes: five Republicans, five Democrats, and four individuals not affiliated with either of those two parties.

[2] The term ‘Latino’ includes all persons of Latin American origin or descent and specifically excludes individuals of Spanish national origin outside the Western Hemisphere. See David Hayes-Bautista and Jorge Chapa, Latino Terminology: Conceptual Bases for Standardized Terminology, *AJPH* January 1987, Vol. 77, No. 1, available at:

<https://ajph.aphapublications.org/doi/pdfplus/10.2105/AJPH.77.1.61>.

[3] See Figure 1 for more information.

[4] 2020 Citizens Redistricting Commission, Application Statistics, available at: applications.shapecaliforniasfuture.auditor.ca.gov.

[5] See Appendix I for more information about the CCRC application process.

[6] Non-Hispanic Whites refers to applicants who self-identified as White, and did not indicate a Latino identity in their application to the CCRC.

[7] Latino refers to applicants who self-identified as: Mexican/Mexican American, Cuban, Puerto Rican, or Other Hispanic/Latino Groups.


[8] Asian American refers to applicants who self-identified as: Asian Indian, Cambodian, Chinese, Filipino, Guamanian/Chamorro, Hawaiian, Japanese, Korean, Laotian, Other Asian Group, Other Pacific Islander Group, Samoan, or Vietnamese in their CCRC application.

[9] Black is used interchangeably with African American and refers to applicants who self-identified as Black/African American in their CCRC application.

[10] This analysis is based on the California State Legislature’s final list of 35 names; not tentative list. The Applicant Review Panel made two changes from its previous tentative list of 60 applicants for 20 Republicans to Move Forward to the Legislature and 20 Applicants not Affiliated with Either Major Party to Move Forward to the Legislature during their public meetings on May 6th and 7th. These changes resulted in Michael Dozier (white) replacing Emmanuelle Soichet (white) and Richard Gallegos (Latino) replacing Anthony Coe (Black). This data is reflected in Shape California’s Future Applicant Search, available at: <https://applications.shapecaliforniasfuture.auditor.ca.gov/search.html>.

[11] Sonenshein, R. When People Draw the Lines: An Examination of the California Citizens Redistricting Commission. League of Women Voters of California. 2011. available at: <https://cavotes.org/sites/default/files/jobs/RedistrictingCommission%20Report6122013.pdf>.

[12] California Citizens Redistricting Commission. Ballotpedia. available at: https://ballotpedia.org/California_Citizens_Redistricting_Commission



APPENDIX I. TIMELINE OF CCRC APPLICATION PROCESS AND APPLICANT POOL

Date(s)	Action or Event	Number of CCRC Applicants in Pool
June 10 - August 10, 2019	Initial online application period	20,724 submitted initial applications.
	Tentatively qualified and disqualified candidates are notified	17,081 identified as tentatively eligible and offered opportunity to submit supplemental application materials.
August 21 - October 20, 2019	Supplemental application filing period for candidates identified as tentatively eligible	2,206 submitted supplemental essays. 2,003 submitted essays with 3 letters of recommendation to constitute a complete application.
	Applicant Review Panel (ARP) identifies 120 of the most qualified applicants	120 applicants selected to interview.
March 2 - April 22, 2020	ARP schedules and conducts interviews for the 120 most qualified applicants	120 applicants interviewed.
April 23 - May 7, 2020	ARP selected 60 of the most qualified applicants	60 most qualified applicants tentatively selected.
May 7, 2020	ARP confirmed via vote to send 60 of the most qualified applicants to the State legislature	60 most qualified applicants confirmed by ARP via vote.
May 15 - June 30, 2020	ARP transmits list of 60 most qualified applicants to State legislature	60 applicants reviewed by State Legislature with ability to exercise 24 strikes.
June 26, 2020	State legislature exercises strikes and returns list of 35 selected applicants to be randomly drawn from for first 8 Commissioners.	35 applicants selected for random drawing of first 8 Commissioners.
July 2, 2020	State auditor randomly selects the first 8 commissioners.	8 commissioners selected by State Auditor.
August 7, 2020	The first 8 Commissioners select the final 6 Commissioners and officially establish the 2020 California Citizens' Redistricting Commission.	Final 6 Commissioners selected.

Source: 2020 Citizens Redistricting Commission Application and Selection Process

APPENDIX II. DISTRIBUTION OF 2020 APPLICANTS TO THE CALIFORNIA CITIZENS REDISTRICTING COMMISSION BY RACIAL/ETHNIC GROUPS

TABLE I: RACIAL AND ETHNIC GROUP REPRESENTATION OVER THE CCRC APPLICATION PROCESS (NUMBERS)

Race/Ethnicity	Number of California Population	CCRC Initial Applicants	Tentatively Eligible Applicants	Supplement Applications	Complete Applications	Interviewed	60 Finalists	35 Selected Applicants	14 Final Commissioners
Non-Hispanic White	14,495,479	12,449	10,547	1,255	1,145	42	20	11	3
Latino	15,540,142	3,250	2,616	293	268	21	13	7	4
Asian or Pacific Islander	5,977,324	1,557	1,219	198	181	28	14	9	4
Black or African American	2,283,850	1,950	1,546	305	277	18	10	6	3
Total	39,557,045	20,724	17,081	2,206	2,003	120	60	35	8

TABLE II: RACIAL AND ETHNIC GROUP REPRESENTATION OVER THE CCRC APPLICATION PROCESS (PERCENTAGES)

Race/Ethnicity	Share of California Population	CCRC Initial Applicants	Tentatively Eligible Applicants	Supplement Applications	Complete Applications	Interviewed	60 Finalists	35 Selected Applicants	14 Final Commissioners
Non-Hispanic White	36.6%	60.1%	61.8%	56.9%	57.2%	35.0%	33.3%	31.4%	21.4%
Latino	39.3%	15.7%	15.3%	13.3%	13.4%	17.5%	21.7%	20.0%	28.6%
Asian or Pacific Islander	15.1%	7.5%	7.1%	9.0%	9.0%	23.3%	23.3%	25.7%	28.6%
Black or African American	5.8%	9.6%	9.1%	13.8%	13.8%	15.0%	16.7%	17.1%	21.4%
Total	100%	100%	100%	100%	100%	100%	100%	100%	100%



UCLA Latino Policy & Politics Initiative

latino.ucla.edu



UCLAlatino



UCLAlatino